

SECTION A-A

FIGURE NO. 1

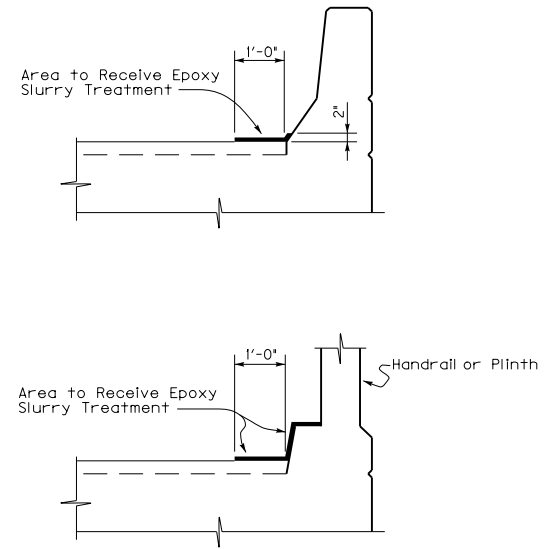


FIGURE NO. 2

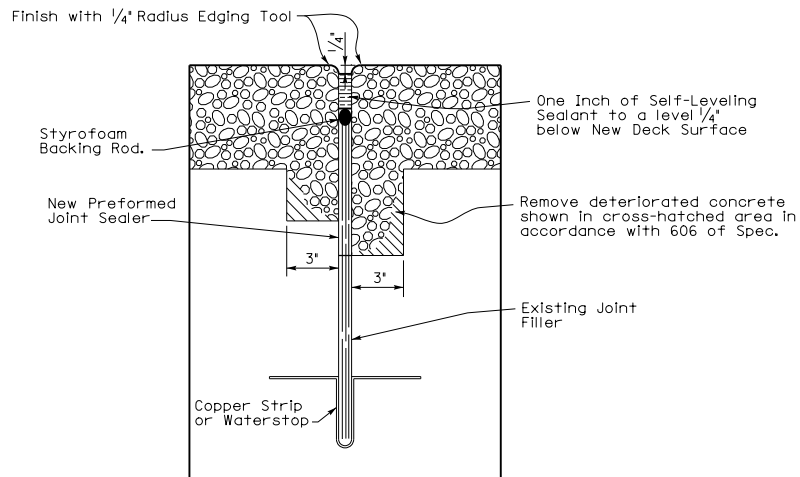
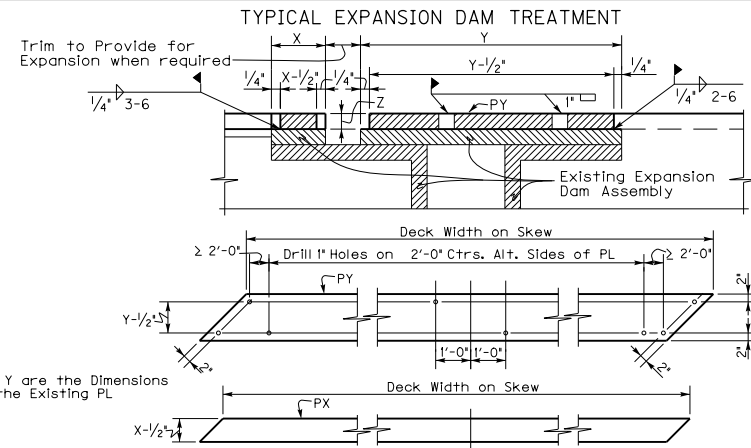


FIGURE NO. 3



Structural Steel weights given are approximate and the Contractor is responsible for all measurements.

Determine dimension Z for thickness of the built-up plates as the minimum specified thickness of overlay minus 1/4".

Steel is to be furnished in 3-foot minimum lengths welded together as directed by the Engineer.

FIGURE NO. 4

| | |
|--|----------|
| KENTUCKY DEPARTMENT OF HIGHWAYS | |
| BRIDGE RESTORATION AND WATERPROOFING WITH CONCRETE OVERLAYS | |
| STANDARD DRAWING NO. BGX-009-04 | |
| SUBMITTED <i>SE [Signature]</i> | 12-01-99 |
| <small>DIRECTOR DIVISION OF BRIDGE DESIGN</small> | |
| APPROVED <i>[Signature]</i> | 12-01-99 |
| <small>STATE HIGHWAY ENGINEER</small> | |
| | DATE |